

Seth GSMC & KEM Hospital

Fellowship Courses AY 2021-2022

Vacant Seat Position on 30th May 2022

Sr. No	Name of the Fellowship Course	Intake Capacity	Filled seat	Vacant seat
1	Pediatric Anesthesia	2	1	1
2	Cardiovascular Anesthesia	2	1	1
3	Neuro Anesthesia	2	2	0
4	Pain Medicine	2	2	0
5	Regional Anesthesia	2	2	0
6	GI Anesthesia	2	0	2
7	Clinical Nephrology	2	2	0
8	Prevention & Control of Infectious Disease	2	2	0
9	Minimal Access in Pediatric Surgery	2	0	2
10	Uro Pathology	2	0	2
11	Pediatric Pathology	2	0	2
12	Neuro Pathology	2	2	0
13	GI & HPB Pathology	2	2	0
14	Cytopathology	2	1	1
15	Cardiovascular Pathology	2	0	2
16	HPB Surgery	2	2	0
17	Minimal Access Surgery	2	0	2
18	Deaddiction	2	2	0
19	Pediatric Neurology & Epilepsy	2	1	1
20	Pediatric Intensive Care	2	2	0
21	Clinical Genetics	2	0	2
22	Body Imaging (CT MRI of Chest & Abdomen)	2	2	0

Seth GSMC & KEM Hospital

Fellowship Courses AY 2021-2022

Vacant Seat Position on 30th May 2022

23	Ultra Sonography and colour Doppler	2	2	0
24	Interventional Neuro Radiology	2	1	1
25	Vascular & Int Radiology	2	2	0
26	Diagnostic Neuro Radiology	2	2	0
27	Hepatology	2	1	1
28	Neonatology	2	2	0
29	Diagnostic Dermatology	2	0	2
30	Otology (ENT)	1	1	0
31	FESS & SB (ENT)	1	0	1
32	Laryngology	1	0	1
33	Critical Care Medicine	2	1	1
34	Drug Development	2	0	2
35	Epilepsy	2	1	1
36	Brest Surgery	2	0	2
37	IP&CSRHAI	2	0	2
38	Dialysdialysis medicine	2	0	2
39	Assisted Reproductive Techniques	2	0	2

डॉ. कलिदास द. चव्हाण

एम.बी.बी.एस., एम.डी. (न्यायवैद्यकशास्त्र), पीएच.डी., डी.एससी

कुलसचिव

Dr. Kalidas D. Chavan

M.B.B.S., M.D. (Forensic Medicine), Ph.D., D.Sc

Registrar

MUHS/UDC/FC.CC/343/2021

Date: 27/05/2021

CIRCULAR

Sub : To carry out admission process on the vacant seat(s) available for admission to Fellowship & Certificate Course(s) for the A.Y. 2021-22 at affiliated Training Center Level round regarding...

- Ref. :-**
- 1) University Direction No. 05/2017 (Ammended)
 - 2) University Admission Notification No. 39/2021 dated 08/12/2021
 - 3) University Circular No. MUHS/UDC/FCCC/875/2021 dtd. 30/12/2021
 - 4) University Circular No. MUHS/UDC/FCCC/25/2022 dtd. 27/01/2022
 - 5) University Circular No. MUH-S/UDC/FCCC/57/2022 dtd. 04/02/2022
 - 6) University Circular No. MUHS/UDC/FCCC/70/2022 dtd. 18/02/2022
 - 7) University Circular No. MUHS/UDC/FCCC/174/2022 dtd. 24/03/2022
 - 8) University Circular No. MUHS/UDC/FCCC/180/2022 dtd. 30/03/2022
 - 9) University Circular No. MUHS/UDC/FCCC/252/2022 dtd. 25/04/2022

With reference to the above cited subject and references, this is to inform you that, the University has conducted Centralized online admission process upto MOP UP Round for admission to Fellowship and Certificate Course(s) for the A.Y. 2021-22 at University level. However, number of the seat(s) of Fellowship and Certificate Course(s) at some affiliated Training Center(s) are still vacant for the A.Y. 2021-22. Such affiliated Training Center(s) has requested to the University to grant the permission to fill up the said vacant seat(s) at concerned affiliated Training Center level round.

Accordingly, on the basis of request(s) received from many aspirants' applicants and Training Centre(s), it is decided by the University to allow the affiliated Training Center(s) to fillup vacant seat(s) available for admission to Fellowship and Certificate Course(s) for the A.Y. 2021-22 after University MOP UP Round as per the rules and programme prescribed by the University.

Hence, Affiliated Training Center(s) are hereby directed to carryout the admission process strictly as per the University rules and shall adhere with the Eligibility and Merit Cirteria as prescribed by the University for Admission to Fellowship and Certificate Course(s) for the A.Y. 2021-22. The admission given by the affiliated Training Center to any candidate, who is not fulfilling the eligibility criteria as prescribed by the University, shall not be considered and will be rejected, kindly note.

The applicants willing to apper for admission process at Training Center Level round **shall submit the application form with all concerned documets to the concerned Affilaited Training Center** and shall remain present at their own cost at the respective Training Center(s) as per the programme and time schedule prescribed by the University.

- 1) [Application Form Format \(to be submitted by the applicant to the respective Training Center\)](#)
- 2) [Eligibility Criteria of applicant for admission to Fellowship & Certificate Course\(s\)](#)
- 3) [Merit Criteria to be observed by the respective affiliated Training Center\(s\)](#)
- 4) [Provisional Vacant Seat position available at various affiliated Training Center\(s\).](#)

- 5) [Click here to download the list of documents prescribed by the University to be submitted at the respective Training Center\(s\)](#)
- 6) [Fees Structure and Refund of Fees policy.](#)
- 7) [Provisional Time Schedule to be followed by Training Center\(s\) to carry out admission process at Training Centre Level Round.](#)
- 8) [List containing Affiliated Training Center address, Contact person email and other details.](#)
- 9) [Provisional List of Fellowship & Certificate Course\(s\) with Eligibility Criteria](#)
- 10) Click here on this link <https://muhs.unisuite.in/> to Pay Application Form Fee Rs. 3,000/-
(Non Refundable)
- 11) [Online Payment Instructions Manual to Pay Application Form Fee Rs. 3,000/-](#)

Further, all the affiliated Training Center(s) shall verify and confirm the vacant seat position at their respective Training Center after the University MOP UP Round published by the University, failing which, the Training Center shall be held responsible for academic or financial loss, if any; incurred in such event.

Furthermore, it is the duty of the concerned affiliated Training center to carry out the said admission process in the transparent and accountable manner. The University shall have right to appoint the Observer to any of affiliated Training Center(s) to verify the smooth functioning of said admission procedure.

It is pertinent to note that; all the concerned affiliated Training center has to follow the Time Schedule as prescribed by the University in toto. **It is mandatory for the affiliated Training Center to communicate the list of student(s) applied for course by e-mail on fccc@muhs.ac.in to the University before publishing the Primary Temporary General Merit List on their Notice Board / website as per prescribed time schedule.**

It is made clear that, for this Academic Year 2021-22, as the Fellowship & Certificate Course(s) has already started for those applicant(s) who has taken admission in Centralized Onlined Admission Procedure conducted by the University. Hence, the eligible candidate(s) who so ever takes admission now, in this admission process to be conducted by the Training Center Level round will be eligible to appear for Final University Examination as per terms and conditions applicable for term extension.

In order to get the necessary information and update, all the desirous candidates/ applicant(s) & affiliated Training center shall visit the University website regularly for further updates.

Kindly note and do the needful by bringing this Circular to the notice of all concerned.

**Sd/-
Registrar**

The Dean/Principal/Director/HOD/ Co-ordinator,
All Affiliated Training Centre(s)
Conducting Fellowship & Certificate Course(s),
MUHS, Nashik.

Copy to:

1. Hon'ble Vice-Chancellor Office, MUHS, Nashik
2. Hon'ble Registrar Office, MUHS, Nashik
3. The Controller of Examinations Office, MUHS, Nashik
4. The Director, Planning Board, MUHS, Nashik
5. The H.O.D., Eligibility Section, MUHS, Nashik
6. The H.O.D. Computer Section, MUHS, Nashik.

Time Schedule for Admission Process at Affiliated Training Center Level
Round to fill up vacant seats available for Fellowship and Certificate
Course(s) for the A.Y. 2021 - 22

<u>Sr. No.</u>	<u>Activities to be performed by affiliated Training Center</u>	<u>Date</u>
01	University Circular published on MUHS website regarding Time Schedule for admission process to be followed by affiliated training centre to fill up vacant seats available for Fellowship and Certificate course(s) for the A.Y. 2021-22 at their level.	27/05/2022
02	The Dean/Principal/HOD/ Co-ordinator of affiliated Training Centre(s) are requested to check the Seats Vacancy Position Matrix After MOP UP Round published by the University. If any Query, Kindly intimate to the University via email on fccc@muhs.ac.in .	31/05/2022 Upto 12.30 pm
03	Publication of Provisional List of Training Centre-wise Seats Vacancy Position Matrix After MOP UP Round; if any amendments.	03/06/2022
04	Commencement date to invite Application Form and Rs. 3,000/- (Click on this link https://muhs.unisuite.in/ to Pay Application Form Fee Rs. 3,000/- (Non Refundable)) alongwith hard copy of self-attested Photo Copy of necessary documents to the Training Center as prescribed. (Note: Above link will be available on 06/06/2022)	06/06/2022 To 17/06/2022
05	Last date of submission of Application Form and Fee Receipt of Rs. 3,000/- along-with hard copy of self-attested Photo Copy of necessary documents to the concerned Training Center as prescribed.	17/06/2022 Upto eve. 05:00 p.m.
06	Scrutiny of the applications strictly as per Merit Criteria prescribed by the University.	20/06/2022 To 23/06/2022
07	Last date to convey the list applied candidate including their Merit Criteria (As per the format provided by the University) and submit the Rs. 3,000/- application form fee details received from the candidate(s) to the University	24/06/2022
08	Publications of Primary Temporary General Merit List on the Notice Board / website of affiliated Training Center.	27/06/2022
09	To call for Objection/Suggestions, if any; to concerned Training Center	27/06/2022 To 29/06/2021 Upto eve. 05:00 p.m.
10	Publications of General Merit List on the Notice Board / website of affiliated Training Center and issuance of Allotment Letter to concerned seat allotted candidates.	30/06/2022
11	Click on this Link https://muhs.unisuite.in/ to pay 25% Administrative Fee for those candidate who Joined concerned affiliated Training Centre. (Note: Above link will available on 30/06/2022)	30/06/2022 To 06/07/2022
12	Last date to join and submit the communication regarding Retention of Seat at the concerned Training Centre.	06/07/2022

13	Academic Year Start (Course Commencement) Date	07/07/2022 <u>Training Center</u> <u>has to</u> <u>communicate the</u> <u>list of admitted</u> <u>student(s) to the</u> <u>University on</u> <u>e-mail:</u> <u>fccc@muhs.ac.in</u>
14	Admission Cut-Off date	As notified by the University from time to time
15	Regarding Eligibility proposals	As notified by the University from time to time
16	Term end University Examination	Eligible candidate (s) shall be allowed to appear for final University Examination as per terms and conditions applicable for Term Extension.

Important Note:

- 1) University reserves the right to amend the above Time Schedule.
- 2) While confirming the application for admission to Fellowship / Certificate Course(s), all the concerned should note the same and act accordingly.



Online Fees Payment Process for Application Form Fees For Fellowship And Certificate Courses

Stages (Short Note):

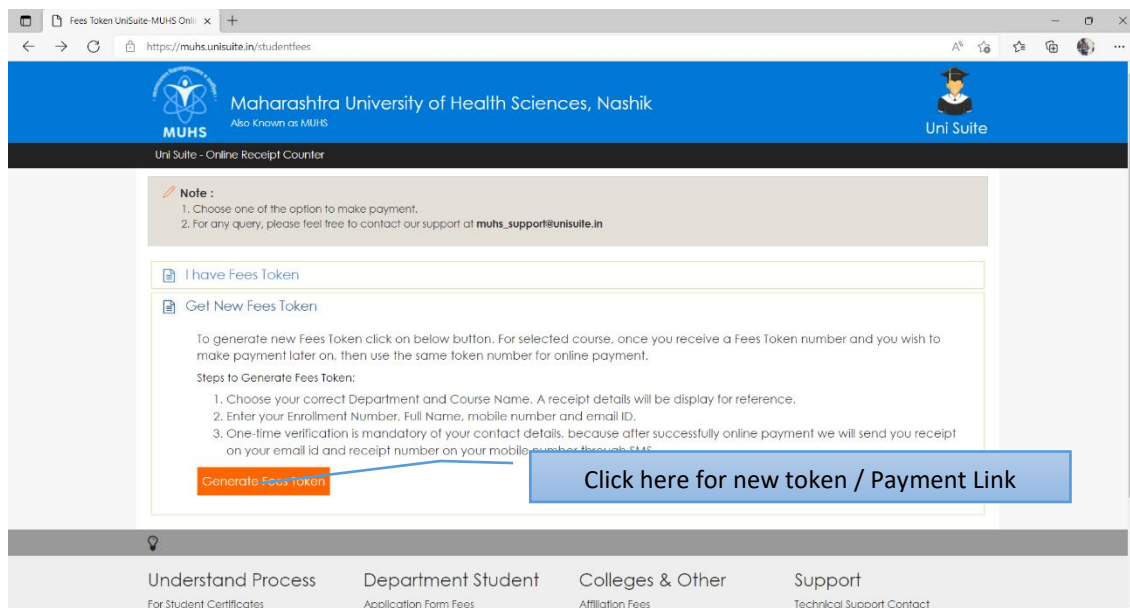
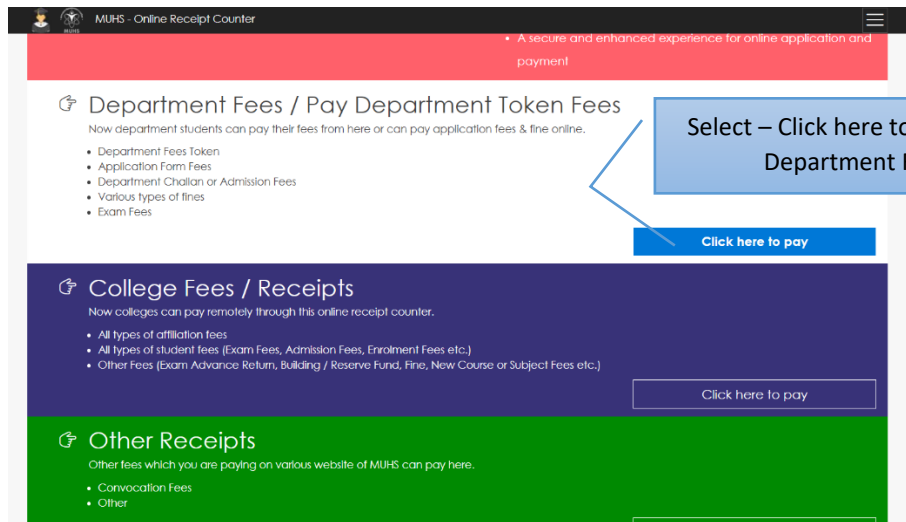
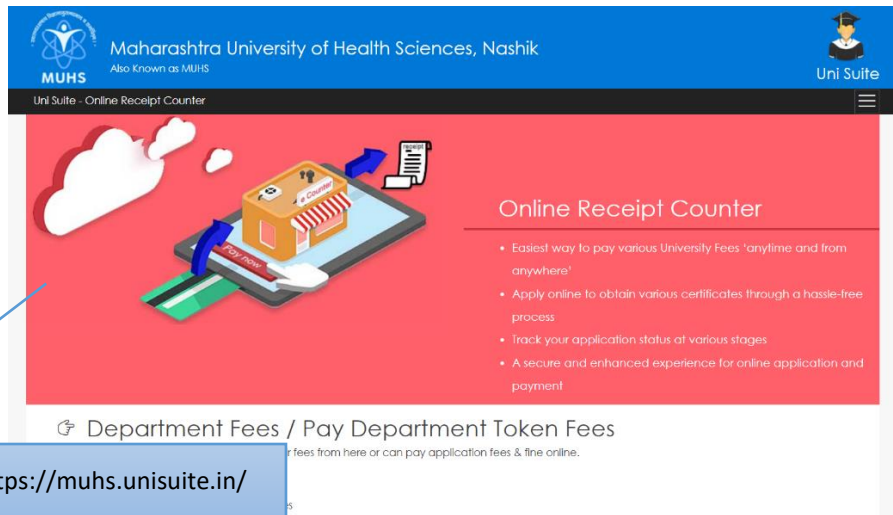
(for detailed instructions refer User Guide section)

- Visit: <https://muhs.unisuite.in/> for online Payment
- Under College Fees / Receipts Section Click on “Click here to pay”
- Select “Get New Fees Token” if you don’t have pre generated Fees Token, if yes then Select “I have a token”
Fees Token : is the request number generate for single purpose and can be used latter on to pay the same.
The request number OR Token number can be used for the future reference for payment or receipt download and same will be sent to your email & SMS as well.
once Generated you can use fees token to pay fees or download the receipt latter on
 - “I have a token” :
 - Select “Pay Now” then enter your fees token number and Captcha and click Search and Proceed
 - Verify your contact details with OTP, check all the details, accept the terms and conditions and follow the instructions for payment.
 - Once the payment is done you will receive the downloadable University Receipt as well as over the email. if needed you can submit the copy of this receipt (only if needed or asked)
 - “Get New Fees Token” :
 - Select “Generate Fees Token” provide the required data as per the following instructions and generate the fees token. [Please refer to user guide for particular selection details]

Important Notes:

- You will receive the direct payment link to your email with the generated token which can be use to make payment latter on or to redownload the receipt again.
- **If you chose to pay through NEFT/RTGS there is a different account number per transaction.**
- For any kind of payment related support or query please drop the email at: muhs_support@unisuite.in
- There are detailed instructions written on the web portal kindly read and follow the same carefully.
- In case the payment deducted but you did not receive any receipt. It is highly recommended to wait for 1 or 2 hours before any next attempt. you will receive receipt over the email in case the transaction status updates to success. Or it will be rejected and refunded after 2-hour period.
- You can use same token (link) for multiple time till the successful payment or as long as the Token is valid.
- There is a fix validity or expiry for the token and you will have to pay the fees before the validity ends. The same is displayed on the summery page as well.

User Guide : “Generate New Fees Token”





Important Instructions:

1. Kindly choose correct "Department Name" and "Fees To Pay" to generate fees token
2. Your Email ID and Mobile Number must be verified so that we can send notifications for your payment current status. This is one time verification for first payment request to ORC finance gateway, you will receive an OTP on your EmailID or Mobile Number.
3. When you submit all required details, you will receive a Fees Token (e.g.FSTKNXXX1234567890) which is unique fees token number provide to you.
4. After your successful payment you will receive a payment receipt.
5. **Note :** Once your fees token generated for selected "Fees To Pay" and you wish to pay fees later on, use the same fees token number for payment.
6. Select Paying For "college" if you are a college, "Department" if you are a student, Party – Doner etc respective of who you are.
7. If student select your department in both "Section" and "Select Department".
8. If college select your college if already affiliated or select "New college or Not in list" and "0033 affiliation department" as section if you are paying affiliation, new course fees etc.
9. For Affiliation, course, college etc. there are multiple components need to be paid separately as per the given notification. After successful and timely payment of all the components you application will be considered only.

Choose Department & Fees To Pay Details

Section

[5047] University Department Cell (Fellowship)

Note : Select Department or Section here

**Paying For
Department**

Select for specific department and select
[5047] University Department Cell (Fellowship)

Note : available fees for the particular type can only be selected on the basis of this, if you are student then select department, if college then select college, for party, donor etc. select respectively

For Department

☐ Any Department ☒ For Specific Department

[5047] University Department Cell (Fellowship) (Administration)

Select appropriate fees as per your requirement

Note : Fees related to selected department can only be selected

Select Fees To Pay

Application Form Fees For Fellowship And Certificate Courses - Dental

Check Fees to
be paid and
bifurcation

Receipt Details

Sr. No.	Code	Head Name	Amount
(1)			
	Total Heads		Total Fees Amount:

Enter college
name if not
available in the
list

Payee Details

Select College : ☒ Select College

Select college Check Box and select your college from the given
drop down – if your college is not in the list then uncheck this
check box

Payee Name

Note : (This will be printed on Receipt as Received From - like student name etc here)

Enter Payee or
Student Name
here

Reference No.

Note : any Reference no like Enrollment no, Roll no, Tender no etc.

Mobile No.

Email ID

Verify you email
with OTP

Verify Email ID

Terms and Conditions

- It is the applicant responsibility to fill correct details.
- During transaction process please do not refresh page or press back button, otherwise your amount may be accidentally debited from your account and it will not receive to university account. In that case the deducted amount will be refunded to your account as per respective Banks refund policy.
- Applicant has to ensure that provided Mobile no and Email should be correct, so we can notify payment status through Email or SMS

☐ I accept all Terms and conditions.

Accept terms
and conditions

Click Save and
Proceed

Save & Proceed

Cancel

Follow the further instructions and make payment

User Guide : “Paying Fees Token”

Pay Fees UniSuite MUHS Online

https://muhs.unisuite.in/Student/Desk/FindCtnWay/payTokenFees

MUHS Maharashtra University of Health Sciences, Nashik
Also known as MUHS

Uni Suite - Online Receipt Counter

Note :

1. Enter correct 'Fees Token Number' displayed on your counter form received from the Department with fees particulars.
2. For any query, please feel free to contact our support at muhs_support@unisuite.in

Enter Fees token No and Captcha

Enter Fees Token Number What's Token No?

FST4000000000000000000

Captcha Why Captcha?

UYETC

Try another

Enter the text you see above (Not a case sensitive)

Search and Proceed

Enter request number here



Maharashtra University of Health Sciences, Nashik

Also Known as MUHS



Uni Suite - Online Receipt Counter

Note

- Standard charges may be applicable on Debit/Credit Card payment depending on your card type. These standard charges are levied directly by the Bank and/or Card Service Provider as per their own policies and University will not be responsible for the same.
- To know charges applicable for your Debit/Credit Card, select or click on "Convenience fee applicable" which appear below "Pay Now" button after entering your card number, show Me How!
- Please verify the transaction charges or convenience fee before making final payment on the payment gateway web-page.
- However, there are **No or Minimum Flat charges on Net-banking**, to pay through Net-Banking select your bank by clicking on "Banks" show Me How!
- Please note that you will not be allowed to do any changes once the payment is done. Kindly check all the details carefully before proceeding for payment.
- Each NEFT/RTGS/IMPS request will have different beneficiary account number. Please do not use previous beneficiary account number for making current NEFT/RTGS/IMPS payment.
- For any query, please feel free to contact our support at muhs_support@unisuite.in

Fees Token valid till :

Payment Summary

Fees Token Number : FSTKN

Total Fees

Rs.

Convenience Charges

0 Rs.

Discount Amount

0 Rs.

Grand Total Fees :

Rs.

Payee Details

Receiving From

Mobile No.

Email ID

Description

Fees

Particulars in Detail

Sr. No.

Code

Particulars

Amount

(1)

Total Fees :

Terms and Conditions

- It is the responsibility of the applicant to ensure the correctness of the application especially with regard to IFS Code of the recipient/ destination branch & account number of the beneficiary etc. It is made amply clear that the RTGS system works based on the IFS Code and beneficiary's account number.
- Each NEFT/RTGS/IMPS request will have different beneficiary account number. Please do not use previous beneficiary account number for making current NEFT/RTGS/IMPS payment.
- It is the applicant responsibility to fill correct beneficiary information including account number and amount. In case the transaction rejected by Bank, the amount will be refunded to applicant bank account number provided when submitting the application to the respective department.
- During the transaction process, the applicant will receive SMS & Email alert as soon as the amount is accepted, rejected or reverted back. To receive the updates and alerts the applicant must provide correct Mobile No. & Email Address.
- It will be the sole responsibility of the applicant to verify and confirm the standard transaction charges applicable on Debit Card/Credit Card transaction which is displayed separately on the payment page. The university will not be responsible for any disputes related to the same, as these charges are levied by the respective banking or card service provider.

☐ I accept all Terms and conditions.

Proceed

Cancel

Understand Process

For Student Certificates

For College Fees (Card Payment)

For College Fees (NEFT/RTGS)

Other Fees

Department Student

Application Form Fees

What is challan?

Get and pay challan

Pay Dept. Fees & Fine

Colleges & Other

Click here and proceed

Support

Technical Support Contact

Exam Section Contact

Accounts Section Contact


Maharashtra University of Health Sciences

Uni Suite - Online Receipt Counter


© 2022 TM Networks. All right reserved

Powered by TM NETWORKS

Follow the further instructions and make payment



Maharashtra University of Health Sciences, Nashik
Also Known as MUHS



Uni Suite

Uni Suite - Online Receipt Counter

Note

1. Standard charges may be applicable on Debit/Credit Card payment depending on your card type. These standard charges are levied directly by the Bank and/or Card Service Provider as per their own policies and University will not be responsible for the same.
2. To know charges applicable for your Debit/Credit Card, select or click on "Convenience fee applicable" which appear below "Pay Now" button after entering your card number. [Show Me How?](#)
3. Please verify the transaction charges or convenience fee before making final payment on the payment gateway web-page.
4. However, there are **No or Minimum Flat charges on Net-Banking**, to pay through Net-Banking select your bank by clicking on "Banks" [Show Me How?](#)
5. Please note that you will not be allowed to do any changes once the payment is done. Kindly check all the details carefully before proceeding for payment.
6. Each NEFT/RTGS/IMPS request will have different beneficiary account number. Please do not use previous beneficiary account number for making current NEFT/RTGS/IMPS payment.
7. For any query, please feel free to contact our support at muhs_support@unisuite.in

Choose one of payment type to proceed your payment transaction...

Select this if you want to pay through any online payment mode like wallet, card, Net-Banking etc.

Debit/Credit Card or Net Banking


OR

NEFT / RTGS


(Caution : Once you choose NEFT/RTGS/IMPS option and NEFT-RTGS challan generates, then you cannot change payment option for this transaction.)

If you want to Pay Through NEFT/RTGS Select this option and follow the instruction given on second page from here

Payment Through Card/Wallet/Net-Banking etc online Modes



Maharashtra University of Health Sciences, Nashik
Also Known as MUHS



Uni Suite

Uni Suite - Online Receipt Counter

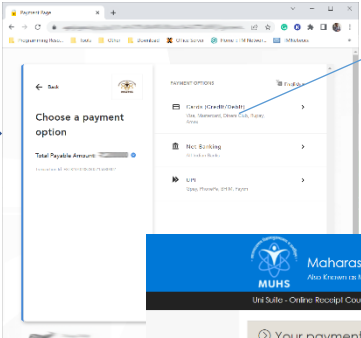
Important Instructions and Process – Read Carefully

Step 1: Fill correct information required
Please check all the details and confirm before proceeding to the next step. If you have any query, please contact our support team.

Step 2: Contact Details Required
Please provide your contact details (Name, Address, Phone Number, Email ID) to receive the receipt and other important information.

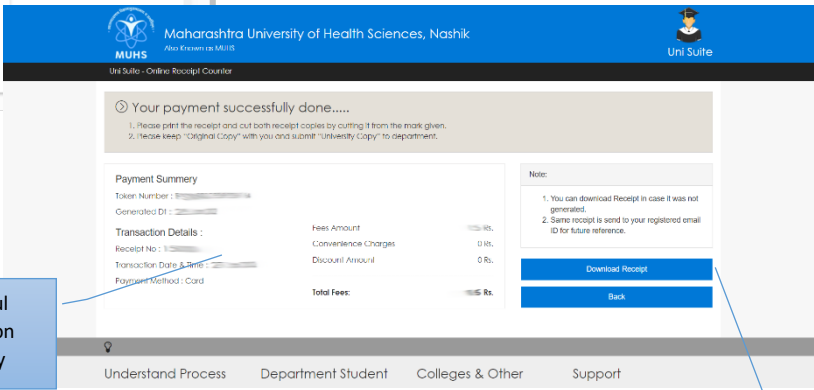
Step 3: Make Payment & Get a Receipt
Please make the payment through any online mode (Credit Card, Debit Card, Net Banking, etc.) and get the receipt. The receipt will be generated automatically after successful payment.

Step 4: Download & Print Receipt
After successful payment, you will receive a receipt. Please download and print the receipt for your records.



Select payment option and follow the payment instruction and make payment

Read the instructions and click Read & Understood



Successful Transaction Summary

After Successful payment you will receive direct receipt from Finance Department. If the auto download is blocked then you can download the same from here

Receipt is in two copies – Keep the original copy and attach the University copy to you application

Payment Through NEFT/RTGS Offline Modes

Maharashtra University of Health Sciences, Nashik
Maharashtra Health Sciences University
100, Mahatma Jyotiba Phule Road, Nashik - 422002

Important Instructions and Process – Read Carefully

Step 1: Fill correct information required
Please check accuracy and correctness of information carefully to ensure your remittance details are correct. If any error is found, you will be asked to re-enter the details. If you are not sure, please contact your bank for assistance.

Step 2: Contact Details Required
You can provide Mobile Number or Email ID (if you are using NEFT/RTGS) for contact details. If you are not sure, please contact your bank for assistance.

Step 3: Get NEFT/RTGS/IMPS form
Click on "Download NEFT/RTGS/IMPS form" to get the form. You can also download the form from the "Download NEFT/RTGS/IMPS form" link.

Step 4: Please Note These Instruction
Your request will be accepted if the applicant is a student of the University. If you are not a student, your request will be rejected. If you are a student, your request will be accepted. If you are a student, your request will be accepted.

Step 5: Get Your Receipt
As you have successfully generated your remittance details, you will receive a receipt. You can download the receipt from the "Download NEFT/RTGS/IMPS form" link.

Read the instructions and click Read & Understood

Enter your college account details for remittance section of NEFT/RTGS form.

Benefit of providing account details
1. The provided account details will be printed on token form, and you can directly submit to bank with authority signature and seal.
2. This will help to avoid human error and improve the correctness of the transaction details for both accounts.

Remitter Details:
Remitter Name: _____
Account Number: _____
Confirm Account Number: _____
IFS Code: _____
Bank Name: _____
Bank Branch: _____
Bank MICR: _____

Click on proceed

Understand Process
For Student: Certificate
For College Fees (Card Payment): What is challan?
For College Fees (NEFT/RTGS): Get and pay challan
Other Fees: Pay Dept. Fees & Fine

Deposits
Application Form Fees
Affiliation Fees
College Student Fees
Payment by RTGS

Other
Technical Support Contact
Exam Section Contact
Accounts Section Contact

Support
Technical Support Contact
Exam Section Contact
Accounts Section Contact

After successful NEFT/RTGS challan generation the summary page will appear with all the details.

Your payment request accepted.....
1. Your request is accepted and token form is generated. Please send to your email ID.
2. If you won't receive token form on your email ID, kindly download from here.
3. Please submit your exact amount to bank to get your receipt. You will receive your receipt on your registered Email ID and notification SMS on your registered Mobile No.

Request Number: _____ **Name:** _____
Amount: _____ **Mobile No.:** _____
Request Date: _____ **Email ID:** _____
Description: _____

Beneficiary Details:
Account Number: _____
Transfer Amount: _____
Bank Name: _____
Bank Branch: _____
Bank Address: _____
Bank IFS: _____

Download NEFT/RTGS Form

You can optionally download the Two-page NEFT/RTGS form with the processing and stamping options. The same can be submitted to the bank for NEFT/RTGS.

Maharashtra University of Health Science
At Mahul Dhindori road,
Nashik 422022,
MAHARASHTRA

Fund Transfer Details

Beneficiary Name: Maharashtra University of Health Science
Transaction Amount: _____
Beneficiary Account Number: _____
Beneficiary IFS Code: _____

Transaction Status

Scan QR code to check status

Customer Details

Request No: _____
Remitter Name: _____
Remitter Account No: _____
Remitter IFS: _____

Terms & Conditions

1. This challan is valid for 30 days from the date of generation.
2. The Beneficiary Bank Account Number generated is only Person to Person mode (P2P) to be used. Any other mode will be rejected.
3. The exact amount (upto 2nd decimal) appearing in the challan is to be paid. Bank charges (if any) to be paid separately to the bank.
4. Do not make multiple payments against this challan.
5. To ensure credit of reversal / refund, NEFT/RTGS bank account should be enabled for incoming NEFT/RTGS credits.
6. Axis Bank Customers:
 - a. Net/Mobile Banking Users - Register beneficiary as "Other Bank Payee" and initiate transaction through NEFT/RTGS payment mode only.
 - b. Branch Visitors - Branch's Maker to login into "Saksham" utility & select "Ultrateller", Click on NEFT/RTGS and enter the "Debit Account number of remitter/sender". On new window enter Fund Transfer details and Submit. Next step is Branch's Checker to Login and verify the transaction.

Bank account details on which the payment need to be NEFT/RTGS NOTE the account number varies for each transaction

NEFT/RTGS Challan

Real Time Gross Settlement (RTGS) Instant Electronic Fund Transfer (NEFT) Immediate Payment Service (IMPS)

Requester: Maharashtra University of Health Science
Request Date: 17-Jun-2022

Beneficiary Details:
Name: Maharashtra University of Health Science
Account No: 42200200000000000000
Branch Name: AXIS BANK
Branch Address: AXIS BANK, 100, MAHATMA JYOTIBA PHULE ROAD, NASHIK - 422002
Branch IFS: AXIS000

Remitter Details:
Name: Maharashtra University of Health Science
Account No: 42200200000000000000
Branch Name: AXIS BANK
Branch Address: AXIS BANK, 100, MAHATMA JYOTIBA PHULE ROAD, NASHIK - 422002
Branch IFS: AXIS000

Transaction Details:
Name: Maharashtra University of Health Science
Account No: 42200200000000000000
Branch Name: AXIS BANK
Branch Address: AXIS BANK, 100, MAHATMA JYOTIBA PHULE ROAD, NASHIK - 422002
Branch IFS: AXIS000

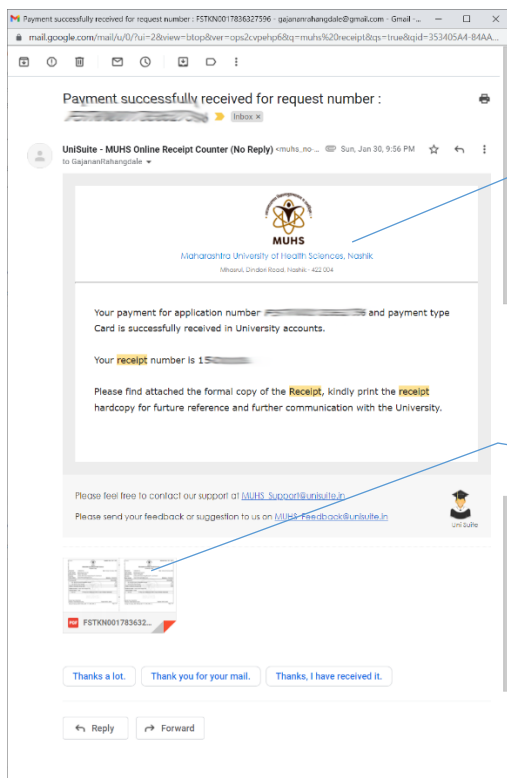
Amount to be transferred: ₹ 100000.00
Amount to be received: ₹ 100000.00

NEFT/RTGS Form

Do the NEFT/RTGS through any bank or net-banking. Once the NEFT/RTGS is received a receipt will be sent to the email address you verified.

NOTE : receiving, verifying, and receipt generation process is completely automated, and you will receive the receipt once the exact amount is received otherwise the same will be rejected and auto refunded.

you can contact given support email for any queries



Once the NEFT/RTGS is validated and received, the receipt will be sent to you through email

You can download the receipt from this email any time.

Receipt and submission

S0002																	
<p>MUHS Maharashtra University of Health Sciences Original Copy</p>																	
Receipt No : 15000012122	Date : Thursday, 27 January, 2022																
Under Section : [0002] General Fund A/C																	
Received From : Gajanan Rahangdale																	
Narration : ORC Test Transaction (Test 31)																	
Email Address : gajanan.rahangdale@gmail.com	Mobile No. : 9756430047																
<table border="1"> <thead> <tr> <th>On Account Of</th><th>Amount (Rs)</th></tr> </thead> <tbody> <tr><td>1. 4351 BR10101 Interest On Fix Deposits (General Fund)</td><td>0.00</td></tr> <tr><td>2. 4352 BR10102 Interest On Fix Deposits (Earmarked Fund)</td><td>0.00</td></tr> <tr><td>3. 4353 BR10103 Interest On Fixed Deposits (Donation Fund)</td><td>0.00</td></tr> <tr><td>4. 4354 BR10104 Interest On Saving Account</td><td>0.00</td></tr> <tr><td>5. 4355 BR10105 Fixed Deposit</td><td>0.00</td></tr> <tr><td>6. 4356 BR10106 Other (Finance & Accounts)</td><td>15.00</td></tr> <tr> <td>Subject To Realisation Receipt Total</td><td>15.00</td></tr> </tbody> </table>		On Account Of	Amount (Rs)	1. 4351 BR10101 Interest On Fix Deposits (General Fund)	0.00	2. 4352 BR10102 Interest On Fix Deposits (Earmarked Fund)	0.00	3. 4353 BR10103 Interest On Fixed Deposits (Donation Fund)	0.00	4. 4354 BR10104 Interest On Saving Account	0.00	5. 4355 BR10105 Fixed Deposit	0.00	6. 4356 BR10106 Other (Finance & Accounts)	15.00	Subject To Realisation Receipt Total	15.00
On Account Of	Amount (Rs)																
1. 4351 BR10101 Interest On Fix Deposits (General Fund)	0.00																
2. 4352 BR10102 Interest On Fix Deposits (Earmarked Fund)	0.00																
3. 4353 BR10103 Interest On Fixed Deposits (Donation Fund)	0.00																
4. 4354 BR10104 Interest On Saving Account	0.00																
5. 4355 BR10105 Fixed Deposit	0.00																
6. 4356 BR10106 Other (Finance & Accounts)	15.00																
Subject To Realisation Receipt Total	15.00																
Rupees (in words) : Fifteen Rupees Only																	
Payment Details : 1 Card																	
1. 27.01.22 15.00 By Card 14624039777, ORC for Token FSTKN0013595591164																	
Receipt Type: Student/Fees Receiver: Online Receipt Counter Registrar MUHS, Nashik																	
Thursday, 27 January, 2022, 10:00 pm [AO: 1111, ORC, ORC: -1] Page: 1 of 1																	

S0002																	
<p>MUHS Maharashtra University of Health Sciences University Copy</p>																	
Receipt No : 15000012122	Date : Thursday, 27 January, 2022																
Under Section : [0002] General Fund A/C																	
Received From : Gajanan Rahangdale																	
Narration : ORC Test Transaction (Test 31)																	
Email Address : gajanan.rahangdale@gmail.com	Mobile No. : 9756430047																
<table border="1"> <thead> <tr> <th>On Account Of</th><th>Amount (Rs)</th></tr> </thead> <tbody> <tr><td>1. 4351 BR10101 Interest On Fix Deposits (General Fund)</td><td>0.00</td></tr> <tr><td>2. 4352 BR10102 Interest On Fix Deposits (Earmarked Fund)</td><td>0.00</td></tr> <tr><td>3. 4353 BR10103 Interest On Fixed Deposits (Donation Fund)</td><td>0.00</td></tr> <tr><td>4. 4354 BR10104 Interest On Saving Account</td><td>0.00</td></tr> <tr><td>5. 4355 BR10105 Fixed Deposit</td><td>0.00</td></tr> <tr><td>6. 4356 BR10106 Other (Finance & Accounts)</td><td>15.00</td></tr> <tr> <td>Subject To Realisation Receipt Total</td><td>15.00</td></tr> </tbody> </table>		On Account Of	Amount (Rs)	1. 4351 BR10101 Interest On Fix Deposits (General Fund)	0.00	2. 4352 BR10102 Interest On Fix Deposits (Earmarked Fund)	0.00	3. 4353 BR10103 Interest On Fixed Deposits (Donation Fund)	0.00	4. 4354 BR10104 Interest On Saving Account	0.00	5. 4355 BR10105 Fixed Deposit	0.00	6. 4356 BR10106 Other (Finance & Accounts)	15.00	Subject To Realisation Receipt Total	15.00
On Account Of	Amount (Rs)																
1. 4351 BR10101 Interest On Fix Deposits (General Fund)	0.00																
2. 4352 BR10102 Interest On Fix Deposits (Earmarked Fund)	0.00																
3. 4353 BR10103 Interest On Fixed Deposits (Donation Fund)	0.00																
4. 4354 BR10104 Interest On Saving Account	0.00																
5. 4355 BR10105 Fixed Deposit	0.00																
6. 4356 BR10106 Other (Finance & Accounts)	15.00																
Subject To Realisation Receipt Total	15.00																
Rupees (in words) : Fifteen Rupees Only																	
Payment Details : 1 Card																	
1. 27.01.22 15.00 By Card 14624039777, ORC for Token FSTKN0013595591164																	
Receipt Type: Student/Fees Receiver: Online Receipt Counter Registrar MUHS, Nashik																	
Thursday, 27 January, 2022, 10:00 pm [AO: 1111, ORC, ORC: -1] Page: 1 of 1																	

The Receipt is in two copies – Keep the original copy and attach the University copy to your application

MAHARASHTRA UNIVERSITY OF HEALTH SCIENCES, NASHIK
Application Form for Admission to Fellowship /Certificate Course(s)
at Affiliated Training Centre Level Round

Academic Year : 2021-22

Please Affix
your
Passport
size
photograph

Application No.
2021/FCCC/.....

Course Preference

Sr. No.	Name of Training Center/Institute/College	Name of Course
1.		

I confirm my intention to attend the study course in Fellowship / Certificate Course. I accept the University's admission procedures and understand that the processing of personal information and documents is subject to the requirements of the data protection act.

1	Full Name of the Applicant	
2	Address for Correspondence	
3	E-mail ID	
4	Mobile No.	
5	Gender	
6	Date of Birth	
7	Nationality	
8	Domicile	
9	Caste & Sub-Caste	
10	Category	
11	Marital Status	
12	Physically Handicapped?	
13	Educational Qualification :	
	Whether Post-Graduate Diploma / Degree Qualification?	
	If Yes, no. of Attempt(s)	
	Under-Graduate Percentage	
	XII Percentage	

Exam Pass	Year of Passing	Name of Board / University	Name of Institute / College	Result / Attempt(s)	Total Marks / Percentage	Grade

14	Presently secured admission for any UG / PG / Diploma Courses?					
15	Discontinued any PG admission in Past?					
16	Professional Work (teaching / non-teaching) Experience of being worked on the post of Resident (Senior for PG Degree / Diploma Holder and Junior for Graduate degree holder) / Tutor / Lecturer / Medical Officer					
17	Whether you are presently working in Govt./Aided/Corporation conducted Health Sciences Colleges affiliated to this University?					
	If Yes, Name of College :					
18	Registered Practitioner details with respective State/Central Registrations Council Completed?					
19	Experience Detail :					
	Name of Institute	Post Held	Period		Pay Details	Reason for Leaving
			From	To		
20	Application Form Fee Rs. 3000/- Detail (Attach Payment Receipt) : (Non-Refundable) Visit: https://muhs.unisuite.in/ for online Payment					
	Receipt No.		Date of Payment		Amount	

DECLARATION

I hereby declare that I have not taken admission in any other UG / PG Degree / Diploma course during academic year and not in previous year in MUHS or in any other University. I further declare that, if it is proved that I have secured admission for any of the UG / PG course presently and / or discontinued admission in past, MUHS has full right to cancel my current year admission without any refund.

The above furnished information by me is correct and true to the best of knowledge and belief. If any information submitted here is incorrect, untrue or fraudulent, I understand that I am liable for Civil / Criminal action by the Authority.

Place :

Date : /06/2022

Signature of Applicant

All the concerned should note that, following types of candidates / applicants are eligible to apply for admission process to be conducted at Affiliated Training Center Level Round for admission to Fellowship / Certificate Course(s) for the A.Y. 2021-22 :-

Sr. No.	Type	Particular
01	Type 01	Those eligible applicants who has already applied in Centralized online admission process to Fellowship / Certificate Course(s) for the A.Y. 2021-22 and not got any allotment or not joined in case of allotment after any round in this Centralized online admission process. Such candidate need not have to pay the application form fee Rs. 3,000/- again. Such applicants have to apply at respective Training Center(s).
02	Type 02	Those eligible applicants who has already applied in Centralized online admission process to Fellowship / Certificate Course(s) for the A.Y. 2021-22 and got the allotment and joined/not joined. In case of joining and seat retention such applicant need not have to pay the application form fee Rs. 3,000/- again. However, University rules prescribed for refund of fees shall be applicable to such applicant in case of refund. Such applicant has to apply at respective Training Center(s).
03	Type 03	Those not eligible applicants who has already applied in Centralized online admission process to Fellowship / Certificate Course(s) for the A.Y. 2021-22. If any of such candidate(s) is fulfilling the eligibility criteria now then, he/she may apply in the prescribed application format by paying the separate application fee Rs. 3,000/- through online link https://muhs.unisuite.in/ and need to apply again through the respective Training Center(s).
04	Type 04	Any of fresh applicant willing to apply for admission to Fellowship / Certificate Course(s) conducted by affiliated Training Center for admission to Fellowship / Certificate Course(s) for the A.Y. 2021-22. If any of such candidate(s) is fulfilling the eligibility criteria may apply in the prescribed application format by paying the application form fee Rs. 3,000/- through online link https://muhs.unisuite.in/ and need to apply through the respective Training Center(s).

List of Documents prescribed by the University to be submitted at the respective Training Center(s) :-

- 1) Details of the Original documents to be submitted at the time of counselling at Training Centre along with two sets of self-attested photo copies by the candidate as per below:
- 2) An incomplete application form will be rejected.
- 3) Following mentioned documents self-attested photocopies are required to be submitted along with the application form strictly in given order:

Sr. No.	List of Documents Required for Centralized Online Admission Process for the Academic Year 2021-22
1.	a) Nationality Certificate issued by District Magistrate, Additional District Magistrate, Chief Metropolitan Magistrate or b) Photo copy of Valid Passport duly attested by Head of Department or c) Birth Certificate having endorsed with nationality as Indian on it
2.	Maharashtra State Domicile Certificate (as applicable)
3.	Mark list (s) of all qualifying examination HSC 12th Standard is mandatory (reflecting percentage of marks obtained out of total marks calculation)
4.	Mark list (s) of all qualifying examination UG Mark list(s) of Undergraduate Final Year Part-I & Part-II is mandatory. Those Candidate(s) who have completed their UG/PG degree from Foreign University they shall have to mandatorily submit mark list of National Board of Examination conducted by concerned Central Council or appropriate authority. Such Candidate(s) have to fill their marks details accordingly.
5.	Mark list (s) of all qualifying examination PG Diploma / Degree is mandatory (as per the prescribed eligibility of the concerned Course)
6.	Passing /Degree Certificate UG, PG Diploma / Degree shall be attached (as per the prescribed eligibility of the concerned Course)
7.	Internship Completion Certificate (If applicable)
8.	No Objection Certificate (NOC) from the current employer in case of in-service candidate (as applicable). Also such Candidate(s) must submit the Application through proper channel as required and applicable in the concerned case.
9.	Valid Registration certificate from the Respective Council or attach renewal receipt.
10.	College leaving Certificate (LC/TC).
11.	Attempt Certificate of all examinations in PG Diploma / PG Degree / DNB is mandatory. Candidates shall submit Self declaration about PG Attempt(s).
12.	Gazette copy for change in name (If applicable)
13.	Migration Certificate issued by the respective University (If applicable)

14.	Candidates shall submit Self declaration about Self-Educational Gap Certificate (after qualifying Degree) (If applicable)
15.	In-service teaching faculty working with MUHS affiliated Govt./aided/Corporation Health Sciences college(s) , willing to apply for in-service teaching faculty reservation quota. Must ensure about his/her eligibility for in service teaching faculty quota . To claim the said quota such candidate(s) shall submit valid University approval letter issued for his / her current appointment as a Teacher in MUHS affiliated Govt./aided/Corporation Health Sciences college(s)/ institute(s).
16.	Experience Certificate of Professional work (teaching / non-teaching) experience of being worked on the post of Resident (Senior for PG degree/ Diploma Holder and Junior for Graduate degree holder) / Tutor/ Lecturer/ Medical Officer.
17	For Fellowship Course(s) under Medical Faculty, qualification(s) awarded by College of Physician & Surgeon, Mumbai shall be considered, only if the qualification(s) is equivalent to the eligibility prescribed for concerned Fellowship Course by MUHS and if the said CPS, FCPS qualification is registered with MMC, Mumbai.
18	Medical Fitness Certificate (as per format made available by the University)
19	Self-declaration form for self-attestation (as per format made available by the University)

CERTIFICATE OF MEDICAL FITNESS

This is to certify that I have conducted clinical examination of
Dr./Mr./Kum..... who is desirous of admission to Fellowship/OR Certificate Course he/she has not given any personal history of any disease incapacitating him/her to undergo the professional course. Also, on clinical examination it has been found that he/she is medically fit to **undergo said course.**

- a) Absence of any incapacitating and /or progressive systemic disease / disorder / condition,
- b) Absence of any disability of upper limb/s,
- c) Absence of any major visual/auditory disability,
- d) Absence of psychosis/neurosis/mental retardation,
- e) Ability to maintain erect posture,
- f) Reasonable manual dexterity.

Date:

Signature:

1. Name:

2. Registration No:

3. Address of the Registered Medical Practitioner:

Seal of Registered Medical Practitioner

Note:

A candidate must be medically fit to undergo **Fellowship/Certificate Course** applied for. The medical fitness must be certified by a **Registered Medical Practitioner** in the prescribed Performa, as given above on a **Letter head.**

Self- Declaration Form For Self Attestation

Paste here
Recently
Passport
Size Photo

ISon /Daughter of
Shri.....agedyears
Occupation.....resident of
.....with

UID No. (Aadhar No.) hereby declare that the

copies attested by me are true copies of original documents. I am well aware of the fact that if the copies are found to be false, I shall be liable for prosecution and punishment under Indian Penal Code and /or any other law applicable there to.

Place : **Applicant’s Signature:**

Date : **Applicant’s Name:**



Online Fees Payment Process for Application Form Fees For Fellowship And Certificate Courses

Stages (Short Note):

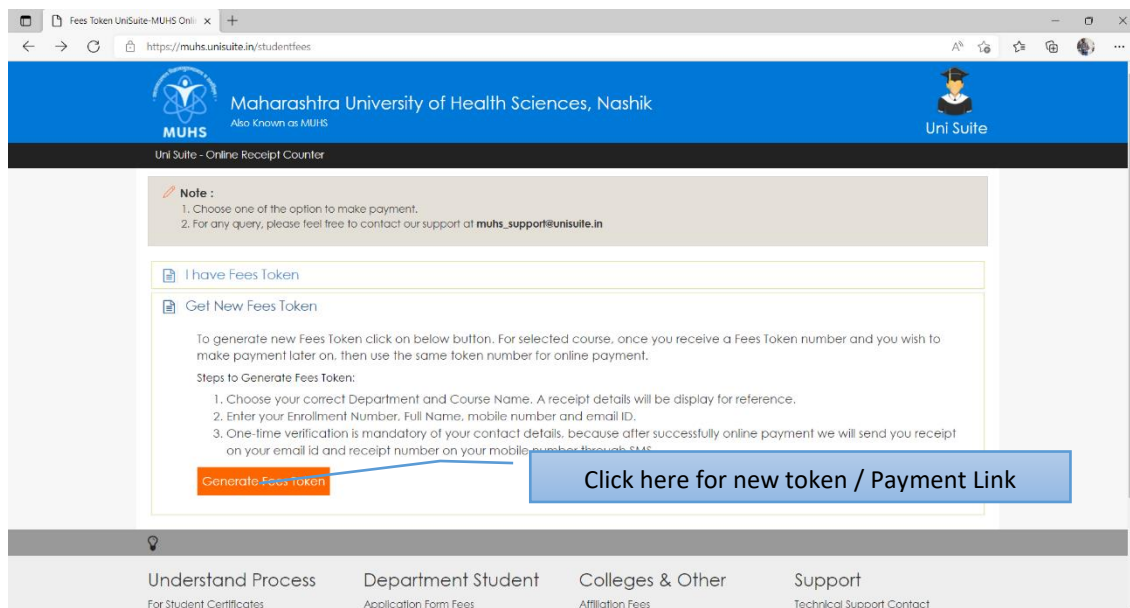
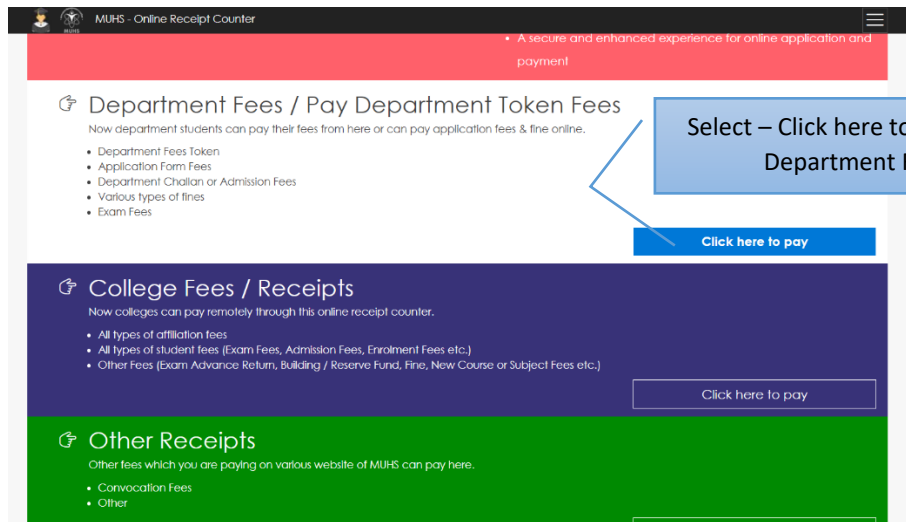
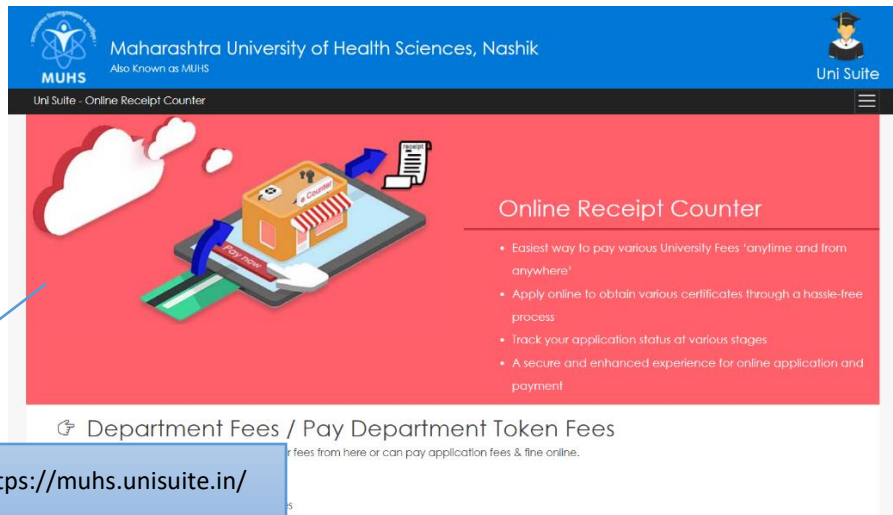
(for detailed instructions refer User Guide section)

- Visit: <https://muhs.unisuite.in/> for online Payment
- Under College Fees / Receipts Section Click on “Click here to pay”
- Select “Get New Fees Token” if you don’t have pre generated Fees Token, if yes then Select “I have a token”
Fees Token : is the request number generate for single purpose and can be used latter on to pay the same.
The request number OR Token number can be used for the future reference for payment or receipt download and same will be sent to your email & SMS as well.
once Generated you can use fees token to pay fees or download the receipt latter on
 - “I have a token” :
 - Select “Pay Now” then enter your fees token number and Captcha and click Search and Proceed
 - Verify your contact details with OTP, check all the details, accept the terms and conditions and follow the instructions for payment.
 - Once the payment is done you will receive the downloadable University Receipt as well as over the email. if needed you can submit the copy of this receipt (only if needed or asked)
 - “Get New Fees Token” :
 - Select “Generate Fees Token” provide the required data as per the following instructions and generate the fees token. [Please refer to user guide for particular selection details]

Important Notes:

- You will receive the direct payment link to your email with the generated token which can be use to make payment latter on or to redownload the receipt again.
- **If you chose to pay through NEFT/RTGS there is a different account number per transaction.**
- For any kind of payment related support or query please drop the email at: muhs_support@unisuite.in
- There are detailed instructions written on the web portal kindly read and follow the same carefully.
- In case the payment deducted but you did not receive any receipt. It is highly recommended to wait for 1 or 2 hours before any next attempt. you will receive receipt over the email in case the transaction status updates to success. Or it will be rejected and refunded after 2-hour period.
- You can use same token (link) for multiple time till the successful payment or as long as the Token is valid.
- There is a fix validity or expiry for the token and you will have to pay the fees before the validity ends. The same is displayed on the summery page as well.

User Guide : “Generate New Fees Token”





Important Instructions:

1. Kindly choose correct "Department Name" and "Fees To Pay" to generate fees token
2. Your Email ID and Mobile Number must be verified so that we can send notifications for your payment current status. This is one time verification for first payment request to ORC finance gateway, you will receive an OTP on your EmailID or Mobile Number.
3. When you submit all required details, you will receive a Fees Token (e.g.FSTKNXXX1234567890) which is unique fees token number provide to you.
4. After your successful payment you will receive a payment receipt.
5. **Note :** Once your fees token generated for selected "Fees To Pay" and you wish to pay fees later on, use the same fees token number for payment.
6. Select Paying For "college" if you are a college, "Department" if you are a student, Party – Doner etc respective of who you are.
7. If student select your department in both "Section" and "Select Department".
8. If college select your college if already affiliated or select "New college or Not in list" and "0033 affiliation department" as section if you are paying affiliation, new course fees etc.
9. For Affiliation, course, college etc. there are multiple components need to be paid separately as per the given notification. After successful and timely payment of all the components you application will be considered only.

Choose Department & Fees To Pay Details

Section

[5047] University Department Cell (Fellowship)

Note : Select Department or Section here

**Paying For
Department**

Select for specific department and select
[5047] University Department Cell (Fellowship)

Note : available fees for the particular type can only be selected on the basis of this, if you are student then select department, if college then select college, for party, donor etc. select respectively

For Department

☐ Any Department ☒ For Specific Department

[5047] University Department Cell (Fellowship) (Administration)

Select appropriate fees as per your requirement

Note : Fees related to selected department can only be selected

Select Fees To Pay

Application Form Fees For Fellowship And Certificate Courses - Dental

Check Fees to
be paid and
bifurcation

Receipt Details

Sr. No.	Code	Head Name	Amount
(1)			
	Total Heads		Total Fees Amount:

Enter college
name if not
available in the
list

Payee Details

Select College : ☒ Select College

Select college Check Box and select your college from the given
drop down – if your college is not in the list then uncheck this
check box

Payee Name

Note : (This will be printed on Receipt as Received From - like student name etc here)

Reference No.

Note : any Reference no like Enrollment no, Roll no, Tender no etc.

Mobile No.

Email ID

Verify you email
with OTP

Verify Email ID

Terms and Conditions

- It is the applicant responsibility to fill correct details.
- During transaction process please do not refresh page or press back button, otherwise your amount may be accidentally debited from your account and it will not receive to university account. In that case the deducted amount will be refunded to your account as per respective Banks refund policy.
- Applicant has to ensure that provided Mobile no and Email should be correct, so we can notify payment status through Email or SMS

☐ I accept all Terms and conditions.

Accept terms
and conditions

Click Save and
Proceed

Save & Proceed

Cancel

Follow the further instructions and make payment

User Guide : "Paying Fees Token"

Pay Fees Uni Suite-MUHS Online

https://muhs.unisuite.in/StudentDesk/FineGWay/payTokenFees

Maharashtra University of Health Sciences, Nashik
Also Known as MUHS
Uni Suite - Online Receipt Counter

Note :
1. Enter correct "Fees Token Number" displayed on your counter form received from the Department with fees particulars.
2. For any query, please feel free to contact our support at muhs_support@unisuite.in

Enter Fees token No and Captcha

Enter Fees Token Number
FSTKN00000000000000000000

What's Token No?
Why Captcha?

Captcha
UYETC

Try and enter
Enter the text you see above (Not a case sensitive)

Search and Proceed

Enter request number here

Maharashtra University of Health Sciences, Nashik
Also Known as MUHS
Uni Suite - Online Receipt Counter

Note
1. Standard charges may be applicable on Debit/Credit Card payment depending on your card type. These standard charges are levied directly by the Bank and/or Card Service Provider as per their own policies and University will not be responsible for the same.
2. To know charges applicable for your Debit/Credit Card, select or click on "Convenience fee applicable" which appear below "Pay Now" button after entering your card number. [Show Me How?](#)
3. Please verify the transaction charges or convenience fee before making final payment on the payment gateway web-page.
4. However, there are **No or Minimum Flat charges on Net-Banking**, to pay through Net-Banking select your bank by clicking on "Banks" [Show Me How?](#)
5. Please note that you will not be allowed to do any changes once the payment is done. Kindly check all the details carefully before proceeding for payment.
6. Each NEFT/RTGS/IMPS request will have different beneficiary account number. Please do not use previous beneficiary account number for making current NEFT/RTGS/IMPS payment.
7. For any query, please feel free to contact our support at muhs_support@unisuite.in

Fees Token valid till :

Student Details and Contact Verification

Payment Summary

Fees Token Number : FSTKN

Total Fees Rs.

Convenience Charges 0 Rs.

Discount Amount 0 Rs.

Grand Total Fees : Rs.

Payee Details

Receiving From :

Mobile No. :

Email ID :

Description : Fees

Token / Link No

Token / Payment Link Validity

Click here for detailed fees structure

Particulars in Detail

Sr. No.	Code	Particulars	Amount
(1)			
Total Fees :			

Fees structure title and details

Terms and Conditions

- It is the responsibility of the applicant to ensure the correctness of the application especially with regard to IFS Code of the recipient/ destination branch & account number of the beneficiary etc. It is made amply clear that the RTGS system works based on the IFS Code and beneficiary's account number.
- Each NEFT/RTGS/IMPS request will have different beneficiary account number. Please do not use previous beneficiary account number for making current NEFT/RTGS/IMPS payment.
- It is the applicant responsibility to fill correct beneficiary information including account number and amount. In case the transaction rejected by Bank, the amount will be refunded to applicant bank account number provided when submitting the application to the respective department.
- During the transaction process, the applicant will receive SMS & Email alert as soon as the amount is accepted, rejected or reverted back. To receive the updates and alerts the applicant must provide correct Mobile No. & Email Address.
- It will be the sole responsibility of the applicant to verify and confirm the standard transaction charges applicable on Debit Card/Credit Card transaction which is displayed separately on the payment page. The university will not be responsible for any disputes related to the same, as these charges are levied by the respective banking or card service provider.

☐ I accept all Terms and conditions.

Proceed Cancel

Accept Terms and conditions

Understand Process
For Student Certificates
For College Fees (Card Payment)
For College Fees (NEFT/RTGS)
Other Fees


Department Student
Application Form Fees
What is challan?
Get and pay challan
Pay Dept. Fees & Fine

Colleges & Other
Click here and proceed


Support
Technical Support Contact
Exam Section Contact
Accounts Section Contact

Maharashtra University of Health Sciences
Uni Suite - Online Receipt Counter
© 2022 TM Networks. All right reserved
Powered by TM NETWORKS

Follow the further instructions and make payment



Maharashtra University of Health Sciences, Nashik
Also Known as MUHS



Uni Suite

Uni Suite - Online Receipt Counter

Note

1. Standard charges may be applicable on Debit/Credit Card payment depending on your card type. These standard charges are levied directly by the Bank and/or Card Service Provider as per their own policies and University will not be responsible for the same.
2. To know charges applicable for your Debit/Credit Card, select or click on "Convenience fee applicable" which appear below "Pay Now" button after entering your card number. [Show Me How?](#)
3. Please verify the transaction charges or convenience fee before making final payment on the payment gateway web-page.
4. However, there are **No or Minimum Flat charges on Net-Banking**, to pay through Net-Banking select your bank by clicking on "Banks" [Show Me How?](#)
5. Please note that you will not be allowed to do any changes once the payment is done. Kindly check all the details carefully before proceeding for payment.
6. Each NEFT/RTGS/IMPS request will have different beneficiary account number. Please do not use previous beneficiary account number for making current NEFT/RTGS/IMPS payment.
7. For any query, please feel free to contact our support at muhs_support@unisuite.in

Choose one of payment type to proceed your payment transaction...

Select this if you want to pay through any online payment mode like wallet, card, Net-Banking etc.

Debit/Credit Card or Net Banking


OR

NEFT / RTGS


(Caution : Once you choose NEFT/RTGS/IMPS option and NEFT-RTGS challan generates, then you cannot change payment option for this transaction.)

If you want to Pay Through NEFT/RTGS Select this option and follow the instruction given on second page from here

Payment Through Card/Wallet/Net-Banking etc online Modes



Maharashtra University of Health Sciences, Nashik
Also Known as MUHS



Uni Suite

Uni Suite - Online Receipt Counter

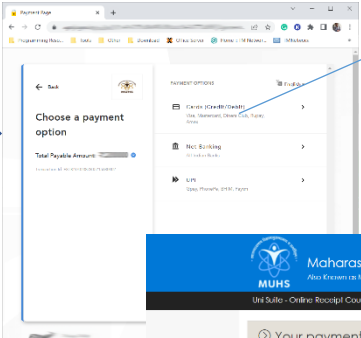
Important Instructions and Process – Read Carefully

Step 1: Fill correct information required
Please check all the details and confirm before proceeding to the next step. If you have any query, please contact our support team.

Step 2: Contact Details Required
Please provide your contact details (Name, Address, Phone Number, Email ID) to receive the receipt and other important information.

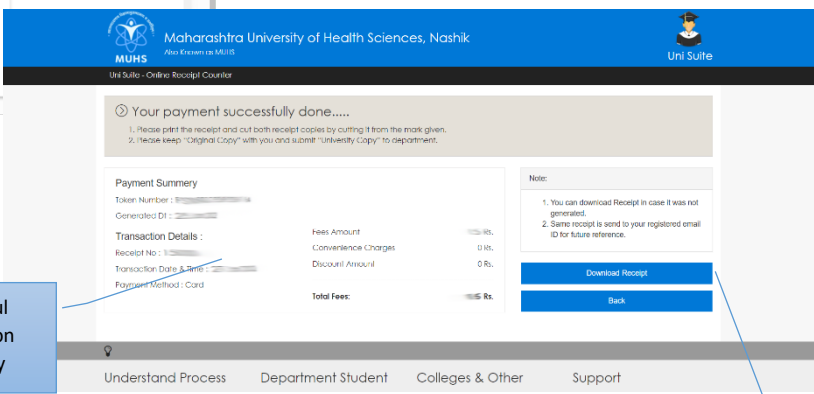
Step 3: Make Payment & Get a Receipt
Please make the payment through any online mode (Credit Card, Debit Card, Net Banking, etc.) and get the receipt. The receipt will be generated automatically after successful payment.

Step 4: Download & Print Receipt
After successful payment, you will receive a receipt. Please download the receipt and print it for your records.



Select payment option and follow the payment instruction and make payment

Read the instructions and click Read & Understood



Successful Transaction Summary

After Successful payment you will receive direct receipt from Finance Department. If the auto download is blocked then you can download the same from here

Receipt is in two copies – Keep the original copy and attach the University copy to you application

Payment Through NEFT/RTGS Offline Modes

Maharashtra University of Health Sciences, Nashik
Maharashtra Health Sciences University
100, Mahatma Jyotiba Phule Road, Nashik - 422002

Important Instructions and Process – Read Carefully

Step 1: Fill correct information required
Please check accuracy and correctness of information carefully as once you make payment, the details will be locked and you will not be allowed to make any changes thereafter. Kindly read all instructions and terms & conditions carefully.

Step 2: Contact Details Required
You can provide Mobile Number or Email ID (either or), depending on you will receive notification on registered contact details, but for notification in any other details (Phone Number, Email, etc.), then contact to your Department or College.

Step 3: Get NEFT/RTGS/IMPS form
Click on provided link to generate a transaction form, which you will get beneficiary details, beneficiary account number, IFSC code, and remittance section details (your bank details). Please note that Account Number will be entered in result form. Bank Name will be entered in beneficiary account number.

Step 4: Please Note These Instruction
Exact amount will be accepted. If the applicant request ability to fill correct beneficiary details, sender and amount, otherwise will be rejected. As NEFT/RTGS/IMPS system works based on the IFSC Code and beneficiary's account number.

Step 5: Get Your Receipt
As you have send amount to beneficiary account number, you will receive notification for payment successful. In part of NEFT/RTGS/IMPS form, you will receive your NEFT/RTGS/IMPS form on your registered Email ID and SMS of receipt number on Mobile number.

Read the instructions and click Read & Understood

Enter your college account details for remittance section of NEFT/RTGS form.

Benefit of providing account details
1. The provide applicant bank details will be printed on token form, and you can directly submit to bank with authority signature and seal.
2. This will help to avoid human error and improve the correctness of the transaction details for both account.

Remitter Name :
Account Number :
Confirm Account Number :
IFSC Code :
Bank Name :
Bank Branch :
Bank MICR :

Click on proceed

Understand Process
For Student Certificates
For College Fees (Card Payment)
For College Fees (NEFT/RTGS)
Other Fees

Departments
Application Form Fees
What is challan?
Get and pay challan
Pay Dept. Fees & Fine

Other
Affiliation Fees
College Student Fees
Payment by RTGS

Support
Technical Support Contact
Exam Section Contact
Accounts Section Contact

MUHS - Online Receipt Counter
Your payment request accepted.....
1. Your request is accepted and token form is generated. Same send to your email ID.
2. If you won't receive token form on your Email ID, kindly download from here.
3. Please submit your exact amount to bank to get your receipt. You will receive your receipt on your registered Email ID and notification SMS on your registered Mobile No.

Request Number :
Amount :
Request Date :
Description :

Name :
Mobile No. :
Email ID :

Beneficiary Details :
Account Number :
Transfer Amount :
Bank Name :
Bank Branch :
Bank Address :
Bank IFSC :

If you required NEFT/RTGS transfer form with Authorized Signatory specification. Kindly click "Download NEFT/RTGS Form" to get transfer form.

Download NEFT/RTGS Form **Back**

After successful NEFT/RTGS challan generation the summary page will appear with all the details.

You can optionally download the Two-page NEFT/RTGS form with the processing and stamping options. The same can be submitted to the bank for NEFT/RTGS.

Maharashtra University of Health Science
At Mahatma Jyotiba Phule Road,
Nashik 422002,
MAHARASHTRA

Fund Transfer Details

Beneficiary Name : Maharashtra University of Health Science
Transaction Amount :
Beneficiary Account Number :
Beneficiary IFSC Code :

Transaction Status

Scan QR code to check status

Customer Details

Request No :
Remitter Name :
Remitter Account No :
Remitter IFSC :

Terms & Conditions

1. This challan is valid for 30 days from the date of generation.
2. The Beneficiary Bank Account Number generated is only Person to Person mode (P2P) to be used. Any other mode will be rejected.
3. The exact amount (upto 2nd decimal) appearing in the challan is to be paid. Bank charges (if any) to be paid separately to the bank.
4. Do not make multiple payments against this challan.
5. To ensure credit of reversal / refund, NEFT/RTGS bank account should be enabled for incoming NEFT/RTGS credits.
6. Axis Bank Customers:
 - a. Net/Mobile Banking Users - Register beneficiary as "Other Bank Payee" and initiate transaction through NEFT/RTGS payment mode only.
 - b. Branch Visitors - Branch's Maker to login into "Saksham" utility & select "Ultrateller", Click on NEFT/RTGS and enter the "Debit Account number of remitter/sender". On new window enter Fund Transfer details and Submit. Next step is Branch's Checker to Login and verify the transaction.

Bank account details on which the payment need to be NEFT/RTGS NOTE the account number varies for each transaction

NEFT/RTGS Challan

Real Time Gross Settlement (RTGS) Instant Electronic Fund Transfer (NEFT) Immediate Payment Service (IMPS)

Request No: 12345678901234567890
Request Date: 12/04/2022

Beneficiary Details

Name :
Account No :
Branch Name :
Branch Address :
Branch IFSC :

Remitter Details

Name :
Account No :
Branch Name :
Branch Address :
Branch IFSC :

Transaction Details

Transaction Amount :
Transaction Date :
Transaction Time :
Transaction Status :
Transaction Reference No :
Transaction Description :

Payment Mode

Payment Mode :
Payment Status :
Payment Date :
Payment Time :
Payment Reference No :
Payment Description :

Payment Details

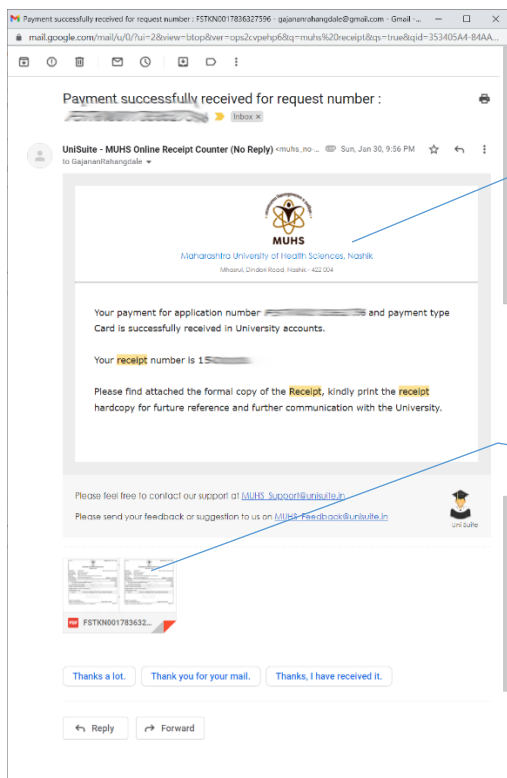
Payment Mode :
Payment Status :
Payment Date :
Payment Time :
Payment Reference No :
Payment Description :

NEFT/RTGS Form

Do the NEFT/RTGS through any bank or net-banking. Once the NEFT/RTGS is received a receipt will be sent to the email address you verified.

NOTE : receiving, verifying, and receipt generation process is completely automated, and you will receive the receipt once the exact amount is received otherwise the same will be rejected and auto refunded.

you can contact given support email for any queries



Once the NEFT/RTGS is validated and received, the receipt will be sent to you through email

You can download the receipt from this email any time.

Receipt and submission

S0002																	
<p>MUHS Maharashtra University of Health Sciences Original Copy</p>																	
Receipt No : 15000012122	Date : Thursday, 27 January, 2022																
Under Section : 0002 General Fund A/C																	
Received From : Gajanan Rahangdale																	
Narration : ORC Test Transaction (Test 31)																	
Email Address : gajanan.rahangdale@gmail.com	Mobile No. : 9756430047																
<table border="1"> <thead> <tr> <th>On Account Of</th><th>Amount (Rs)</th></tr> </thead> <tbody> <tr><td>1. 4351 BR10101 Interest On Fix Deposits (General Fund)</td><td>0.00</td></tr> <tr><td>2. 4352 BR10102 Interest On Fix Deposits (Earmarked Fund)</td><td>0.00</td></tr> <tr><td>3. 4353 BR10103 Interest On Fixed Deposits (Donation Fund)</td><td>0.00</td></tr> <tr><td>4. 4354 BR10104 Interest On Saving Account</td><td>0.00</td></tr> <tr><td>5. 4355 BR10105 Fixed Deposit</td><td>0.00</td></tr> <tr><td>6. 4356 BR10106 Other (Finance & Accounts)</td><td>15.00</td></tr> <tr> <td>Subject To Realisation Receipt Total</td><td>15.00</td></tr> </tbody> </table>		On Account Of	Amount (Rs)	1. 4351 BR10101 Interest On Fix Deposits (General Fund)	0.00	2. 4352 BR10102 Interest On Fix Deposits (Earmarked Fund)	0.00	3. 4353 BR10103 Interest On Fixed Deposits (Donation Fund)	0.00	4. 4354 BR10104 Interest On Saving Account	0.00	5. 4355 BR10105 Fixed Deposit	0.00	6. 4356 BR10106 Other (Finance & Accounts)	15.00	Subject To Realisation Receipt Total	15.00
On Account Of	Amount (Rs)																
1. 4351 BR10101 Interest On Fix Deposits (General Fund)	0.00																
2. 4352 BR10102 Interest On Fix Deposits (Earmarked Fund)	0.00																
3. 4353 BR10103 Interest On Fixed Deposits (Donation Fund)	0.00																
4. 4354 BR10104 Interest On Saving Account	0.00																
5. 4355 BR10105 Fixed Deposit	0.00																
6. 4356 BR10106 Other (Finance & Accounts)	15.00																
Subject To Realisation Receipt Total	15.00																
Rupees (in words) : Fifteen Rupees Only																	
Payment Details : 1 Card																	
1. 27.01.22 15.00 By Card 14624039777, ORC for Token FSTKN0013595591164																	
Receipt Type: Student/Fees Receiver: Online Receipt Counter Registrar MUHS, Nashik																	
Thursday, 27 January, 2022, 10:00 pm [AO: 1111, ORC, ORC: -1] Page: 1 of 1																	

S0002																	
<p>MUHS Maharashtra University of Health Sciences University Copy</p>																	
Receipt No : 15000012122	Date : Thursday, 27 January, 2022																
Under Section : 0002 General Fund A/C																	
Received From : Gajanan Rahangdale																	
Narration : ORC Test Transaction (Test 31)																	
Email Address : gajanan.rahangdale@gmail.com	Mobile No. : 9756430047																
<table border="1"> <thead> <tr> <th>On Account Of</th><th>Amount (Rs)</th></tr> </thead> <tbody> <tr><td>1. 4351 BR10101 Interest On Fix Deposits (General Fund)</td><td>0.00</td></tr> <tr><td>2. 4352 BR10102 Interest On Fix Deposits (Earmarked Fund)</td><td>0.00</td></tr> <tr><td>3. 4353 BR10103 Interest On Fixed Deposits (Donation Fund)</td><td>0.00</td></tr> <tr><td>4. 4354 BR10104 Interest On Saving Account</td><td>0.00</td></tr> <tr><td>5. 4355 BR10105 Fixed Deposit</td><td>0.00</td></tr> <tr><td>6. 4356 BR10106 Other (Finance & Accounts)</td><td>15.00</td></tr> <tr> <td>Subject To Realisation Receipt Total</td><td>15.00</td></tr> </tbody> </table>		On Account Of	Amount (Rs)	1. 4351 BR10101 Interest On Fix Deposits (General Fund)	0.00	2. 4352 BR10102 Interest On Fix Deposits (Earmarked Fund)	0.00	3. 4353 BR10103 Interest On Fixed Deposits (Donation Fund)	0.00	4. 4354 BR10104 Interest On Saving Account	0.00	5. 4355 BR10105 Fixed Deposit	0.00	6. 4356 BR10106 Other (Finance & Accounts)	15.00	Subject To Realisation Receipt Total	15.00
On Account Of	Amount (Rs)																
1. 4351 BR10101 Interest On Fix Deposits (General Fund)	0.00																
2. 4352 BR10102 Interest On Fix Deposits (Earmarked Fund)	0.00																
3. 4353 BR10103 Interest On Fixed Deposits (Donation Fund)	0.00																
4. 4354 BR10104 Interest On Saving Account	0.00																
5. 4355 BR10105 Fixed Deposit	0.00																
6. 4356 BR10106 Other (Finance & Accounts)	15.00																
Subject To Realisation Receipt Total	15.00																
Rupees (in words) : Fifteen Rupees Only																	
Payment Details : 1 Card																	
1. 27.01.22 15.00 By Card 14624039777, ORC for Token FSTKN0013595591164																	
Receipt Type: Student/Fees Receiver: Online Receipt Counter Registrar MUHS, Nashik																	
Thursday, 27 January, 2022, 10:00 pm [AO: 1111, ORC, ORC: -1] Page: 1 of 1																	

The Receipt is in two copies – Keep the original copy and attach the University copy to your application

Time Schedule for Admission Process at Affiliated Training Center Level
Round to fill up vacant seats available for Fellowship and Certificate
Course(s) for the A.Y. 2021 - 22

<u>Sr. No.</u>	<u>Activities to be performed by affiliated Training Center</u>	<u>Date</u>
01	University Circular published on MUHS website regarding Time Schedule for admission process to be followed by affiliated training centre to fill up vacant seats available for Fellowship and Certificate course(s) for the A.Y. 2021-22 at their level.	27/05/2022
02	The Dean/Principal/HOD/ Co-ordinator of affiliated Training Centre(s) are requested to check the Seats Vacancy Position Matrix After MOP UP Round published by the University. If any Query, Kindly intimate to the University via email on fccc@muhs.ac.in .	31/05/2022 Upto 12.30 pm
03	Publication of Provisional List of Training Centre-wise Seats Vacancy Position Matrix After MOP UP Round; if any amendments.	03/06/2022
04	Commencement date to invite Application Form and Rs. 3,000/- (Click on this link https://muhs.unisuite.in/ to Pay Application Form Fee Rs. 3,000/- (Non Refundable)) alongwith hard copy of self-attested Photo Copy of necessary documents to the Training Center as prescribed. (Note: Above link will be available on 06/06/2022)	06/06/2022 To 17/06/2022
05	Last date of submission of Application Form and Fee Receipt of Rs. 3,000/- along-with hard copy of self-attested Photo Copy of necessary documents to the concerned Training Center as prescribed.	17/06/2022 Upto eve. 05:00 p.m.
06	Scrutiny of the applications strictly as per Merit Criteria prescribed by the University.	20/06/2022 To 23/06/2022
07	Last date to convey the list applied candidate including their Merit Criteria (As per the format provided by the University) and submit the Rs. 3,000/- application form fee details received from the candidate(s) to the University	24/06/2022
08	Publications of Primary Temporary General Merit List on the Notice Board / website of affiliated Training Center.	27/06/2022
09	To call for Objection/Suggestions, if any; to concerned Training Center	27/06/2022 To 29/06/2021 Upto eve. 05:00 p.m.
10	Publications of General Merit List on the Notice Board / website of affiliated Training Center and issuance of Allotment Letter to concerned seat allotted candidates.	30/06/2022
11	Click on this Link https://muhs.unisuite.in/ to pay 25% Administrative Fee for those candidate who Joined concerned affiliated Training Centre. (Note: Above link will available on 30/06/2022)	30/06/2022 To 06/07/2022

12	Last date to join and submit the communication regarding Retention of Seat at the concerned Training Centre.	06/07/2022
13	Academic Year Start (Course Commencement) Date	07/07/2022 <u>Training Center</u> has to <u>communicate</u> <u>the list of</u> <u>admitted</u> <u>student(s) to the</u> <u>University on</u> e-mail: fccc@muhs.ac.in
14	Admission Cut-Off date	As notified by the University from time to time
15	Regarding Eligibility proposals	As notified by the University from time to time
16	Term end University Examination	Eligible candidate (s) shall be allowed to appear for final University Examination as per terms and conditions applicable for Term Extension.

Important Note:

- 1) University reserves the right to amend the above Time Schedule.
- 2) While confirming the application for admission to Fellowship / Certificate Course(s), all the concerned should note the same and act accordingly.