

Maharashtra University of Health Sciences, Nashik
Inspection Committee Report for Academic Year 2023- 2024

Clinical Material in Hospital

Faculty: Physiotherapy

Name of College/Institute: Physiotherapy School & Centre, Seth GSMC & KEMH

Sr. No.	Particulars to be verified	Adequate Inadequate																																																				
a.	There must be a parent Hospital with minimum 300 beds Indoor & Outdoor Facility with Physiotherapy exposure in the broad specialty areas including Intensive care to provide practical experience to the student.:	Present & Adequate																																																				
b.	The student to patient ratio should be minimum 1:5, the first part being student & second part patient.	Adequate																																																				
c.	The desirable breakup of beds shall be as follows : Student Patient Ratio (as per M.S.R., it must be 1:5):	Adequate																																																				
	<table border="1"> <thead> <tr> <th>Sr.N o.</th> <th>Specialty</th> <th>For 30 & 60 Intake</th> <th>For 100 Intake</th> </tr> </thead> <tbody> <tr><td>01</td><td>General Medicine</td><td>60</td><td>90</td></tr> <tr><td>02</td><td>General Surgery</td><td>60</td><td>90</td></tr> <tr><td>03</td><td>Orthopedics</td><td>60</td><td>90</td></tr> <tr><td>04</td><td>Obst & Gynac</td><td>30</td><td>60</td></tr> <tr><td>05</td><td>Pediatrics</td><td>30</td><td>60</td></tr> <tr><td>06</td><td>Medical ICU</td><td>10</td><td>15</td></tr> <tr><td>07</td><td>Surgical ICU</td><td>10</td><td>15</td></tr> <tr><td>08</td><td>PICU + NICU</td><td>10</td><td>15</td></tr> <tr><td>09</td><td>ICCU + RICU</td><td>10</td><td>10</td></tr> <tr><td>10</td><td>Burns Unit / ICU</td><td>10</td><td>05</td></tr> <tr><td>11</td><td>Emergency</td><td>10</td><td>10</td></tr> <tr><td colspan="2" style="text-align: center;">Total</td><td>300</td><td>450</td></tr> </tbody> </table>	Sr.N o.	Specialty	For 30 & 60 Intake	For 100 Intake	01	General Medicine	60	90	02	General Surgery	60	90	03	Orthopedics	60	90	04	Obst & Gynac	30	60	05	Pediatrics	30	60	06	Medical ICU	10	15	07	Surgical ICU	10	15	08	PICU + NICU	10	15	09	ICCU + RICU	10	10	10	Burns Unit / ICU	10	05	11	Emergency	10	10	Total		300	450	
Sr.N o.	Specialty	For 30 & 60 Intake	For 100 Intake																																																			
01	General Medicine	60	90																																																			
02	General Surgery	60	90																																																			
03	Orthopedics	60	90																																																			
04	Obst & Gynac	30	60																																																			
05	Pediatrics	30	60																																																			
06	Medical ICU	10	15																																																			
07	Surgical ICU	10	15																																																			
08	PICU + NICU	10	15																																																			
09	ICCU + RICU	10	10																																																			
10	Burns Unit / ICU	10	05																																																			
11	Emergency	10	10																																																			
Total		300	450																																																			
d.	Student : Bed Ratio (Undergraduate) :																																																					
e.	Average Bed Occupancy in % :																																																					
f.	Whether separate Registration room is available at OPD? a. Number of total patients registered in last Year : b. Number of New Patients registered on daily average : c. Number of Old patient registered on daily average : d. Average Number of patients attending OPD (current year) : e. Whether records of patient registration are well maintained :	YES																																																				
g.	Indoor Physiotherapy Department Areas as per Clinical Load and Intake : (as per M.S.R.) Clinical Load, Total Strength of Hospital Beds, Outdoor Physiotherapy Load per specialty, Indoor Physiotherapy Load per Specialty, Student : Patient ratio per specialty.	Adequate																																																				
h.	Outdoor Physiotherapy Department Areas as per Clinical Load and Intake : (as per M.S.R.)	Adequate																																																				
i.	Physiotherapy OPD Services (as per M.S.R.) : The hospital shall have functional physiotherapy department providing services on outpatient & in patient department at least since 12 Months prior application & shall maintain required OPD and IPD records for verification.	Adequate																																																				
	<ul style="list-style-type: none"> As per Central Council Norms/ University Norms, above Infrastructure must be available at College. If Infrastructure is available, then mark "Adequate" & do not attach any documents. In case of "Inadequate", it must be mark as "Inadequate" with evidence. 																																																					

Prof. & Head
Physiotherapy School & Centre
Seth G.S.M.C. & K.E.M.H.
Parel, Mumbai-12

Dean/ Principal Stamp & Signature
Dean, K.E.M.H. & Seth G.S.M.C.,
Parel, Mumbai - 400 012.


K.E.M. HOSPITAL, PAREL, MUMBAI - 400 012.
MEDICAL RECORD DEPARTMENT


KEM / / MRD
 Date:- 07/ 01 / 2022

Dean,
 Respected Sir,

Annual statistical report for the year 2019, 2020 & 2021 is furnished hereunder for your kind information please.

Sr. No.	Description	2019	2020	2021
1.	Scheduled Beds	2,250	2,250	2,250
2.	Total No. of Admissions	88,390	50,854	60,861
3.	Daily Average of Admission	242	139	167
4.	Total No. of New O.P.D.	6,97,639	3,45,060	4,82,744
5.	Daily Average of New OPD	2,318	1,146	1,604
6.	Total No. of Old O.P.D.	13,93,533	6,35,902	9,13,385
7.	Daily Average of Old OPD	4,630	2,113	3,035
8.	Total No. of attendant (New & Old)	20,91,169	9,80,962	13,96,129
9.	Daily Average of OPD attendance (New & Old)	6,948	3,259	4,639
10.	Total No. of Operations	64,552	35,565	54,988
	Major	29,413	17,502	28,680
	Minor	35,139	18,063	26,308
	Scopies	11,123	4,790	6,595
11.	Total No. of Deaths	6,771	6,452	6,393
12.	Death Rate	7.66%	12.7%	9.52%
13.	Total attendance in Casualty	2,20,805	1,00,981	1,22,361
14.	Total No. of Medico legal cases	36,934	23,423	32,578
15.	Total No. of In-patients days	6,14,215	3,88,365	4,67,667
16.	Daily Average of Bed Occupancy	1,683 (75%)	1,064 (47%)	1,281 (0.57%)
17.	Daily Average of patients stay in ward (In - patient)	6.95	7.64	7.68
18.	Total No. of Deliveries	6,688	5,307	6,559


 Prof. & Head
 Physiotherapy School & Centre
 Seth G.S.M.C. & K.E.M.H.


 M. R. O.

Physiotherapy School & Centre,
Seth GSMC & KEMH

Work Load Jan. - Dec. 2022

Month	OPD		IPD	
	MALE	FEMALE	MALE	FEMALE
Jan	1146	787	3637	2565
Feb.	1285	1085	4495	2714
March	1902	1585	5767	3862
April	1787	1595	4956	3616
May	2353	1423	4025	3215
June	2059	1418	4917	3457
Jully	2177	1435	5350	4372
August	1845	1551	5124	3642
Sep.	1995	1335	5964	3545
Oct.	2303	1282	5854	4100
Nov	1728	1450	4321	3714
Dec.	1728	1450	4321	3714
Total	22308	16396	58731	42516

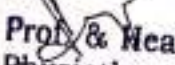


HOD (PT)

Prof. & Head
Physiotherapy School & Centre
Seth G.S.M.C. & K.E.M.H,
Parel, Mumbai-12

Vital Statistics

Sr. No.	Description	2021
1	Scheduled Beds	2,250
2	Total No. of Admissions	60,861
3	Average Daily Admission	167
4	Total No. of New O.P.D.	4,82,744
5	Daily Average of New OPD	1,604
6	Total No. of Old O.P.D.	9,13,385
7	Daily Average of Old OPD	3,035
8	Total No. of attendant (New & Old)	13,96,129
9	Daily Average of OPD attendance (New & Old)	4,639
10	Total No. of Operations	54,988
	Major	28,680
	Minor	26,308
	Scopies	6,595
11	Total No. of Deaths	6,393
12	Death Rate	9.52%
13	Total attendance in Casualty	1,22,361
14	Total No. of Medico-Legal cases	32,578
15	Total No. of In-patients days	4,67,667
16	Daily Average of Bed Occupancy	1,281 (57%)
17	Daily Average of patients stay in ward (In-patient)	7.68
18	Total No. of Deliveries	6,559


Prof. & Head
Physiotherapy School & Centre
Seth G.S.M.C. & K.E.M.H.
Parel, Mumbai-12